

Biotinylated Human CD30/TNFRSF8 Protein

Cat. No. CD3-HM430B

Description	
Source	Recombinant Biotinylated Human CD30/TNFRSF8 Protein is expressed from HEK293 with His tag and Avi tag at the C-Terminus. It contains Phe19-Lys379.
Accession	P28908-1
Molecular Weight	The protein has a predicted MW of 41.3 kDa. Due to glycosylation, the protein migrates to 70-100 kDa based on Bis-Tris PAGE result.
Endotoxin	Less than 1EU per μg by the LAL method.
Purity	> 95% as determined by Bis-Tris PAGE > 95% as determined by HPLC

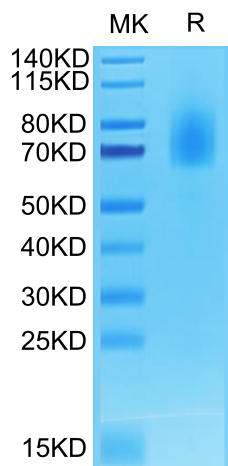
Formulation and Storage	
Formulation	Lyophilized from 0.22 μm filtered solution in PBS (pH 7.4). Normally 8% trehalose is added as protectant before lyophilization.
Reconstitution	Centrifuge the tube before opening. Reconstituting to a concentration more than 100 $\mu\text{g}/\text{ml}$ is recommended. Dissolve the lyophilized protein in distilled water.
Storage	-20 to -80°C for 12 months as supplied from date of receipt. -80°C for 3 months after reconstitution. Recommend to aliquot the protein into smaller quantities for optimal storage. Please minimize freeze-thaw cycles.

Background

The transmembrane receptor CD30 (TNFRSF8) and its ligand CD30L (CD153, TNFSF8) are members of the tumor necrosis factor (TNF) superfamily and display restricted expression in subpopulations of activated T-and B-cells in nonpathologic conditions. CD30 expression is upregulated in various hematological malignancies, including Reed-Sternberg cells in Hodgkin's disease (HD), anaplastic large cell lymphoma (ALCL) and subsets of Non-Hodgkin's lymphomas (NHLs).

Assay Data

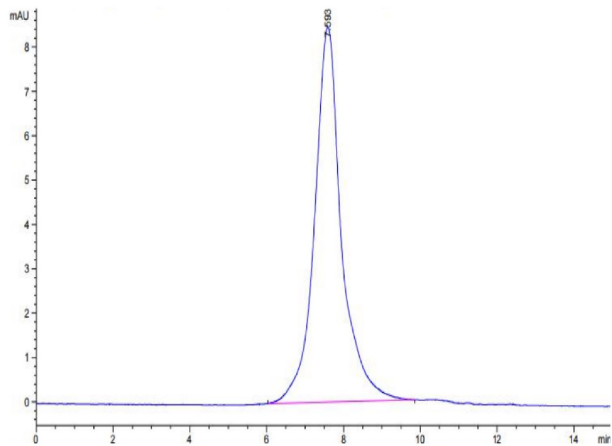
Bis-Tris PAGE



Biotinylated CD30 on Bis-Tris PAGE under reduced condition. The purity is greater than 95%.

SEC-HPLC

Assay Data



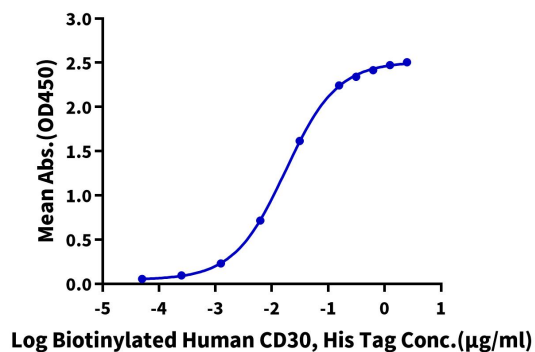
The purity of Biotinylated CD30 is greater than 95% as determined by SEC-HPLC.

Assay Data

ELISA Data

Biotinylated Human CD30, His Tag ELISA

0.5µg Human CD30 Ligand, His Tag Per Well

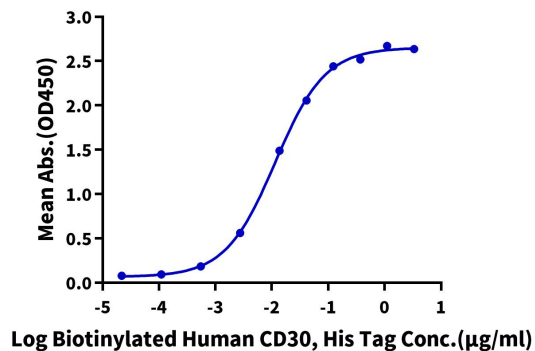


Immobilized Human CD30 Ligand, His Tag at 5µg/ml (100µl/well) on the plate. Dose response curve for Biotinylated Human CD30, His Tag with the EC50 of 17.5ng/ml determined by ELISA (QC Test).

ELISA Data

Biotinylated Human CD30, His Tag ELISA

0.05µg Anti-CD30 Antibody, hFc Tag Per Well



Immobilized Anti-CD30 Antibody, hFc Tag at 0.5µg/ml (100µl/well) on the plate. Dose response curve for Biotinylated Human CD30, His Tag with the EC50 of 11.5ng/ml determined by ELISA.